

# THE AMAZING NEW 8 SERIES

What do you tow?

*Sustainable Productivity*

Atlas Copco



# THE AMAZING

The new 8 Series compressor range from Atlas Copco is the result of over a decade of continuous development. For the first time, it's possible to transport behind a normal passenger car, with no special driving license, a compressor that can produce up to 5m<sup>3</sup>/min of air, with a full size fuel tank, aftercooler and generator all incorporated into a compact and lightweight package.

This is all made possible by the latest development in our pioneering air element design, meaning we can produce a compressor up to 150kg lighter than comparable models. However, we understand that this means nothing without efficiency. Efficiency can mean many things, such as: reduced service time, fuel consumption or increased utilization. The 8 Series ticks all the boxes when it comes to delivering outstanding performance in all of these categories.

Lastly, depending on your application you might ask about robustness, durability, ruggedness or toughness – we have one simple word for all of the above – The HardHat®. This legendary canopy was born in 2005 and the 8 Series features the latest, toughest design.

The amazing new 8 Series from Atlas Copco, it's all about the numbers, it's all about changing the game and we have one clear challenge to you – **what do you tow?**



The 8 series is the latest product launched in-line with the **Forward-Thinking** philosophy of the Portable Energy division

## YOU. NOT US

We are focused on your needs and delivering products that add value to you.

## ENGINEERED. NOT ASSEMBLED

We have global research and development capabilities coupled with Industry leading investments in innovation.

## SOLUTIONS. NOT COMPROMISE

We are proud to offer you the widest portfolio along with the maximum number of customizable options.

## EFFICIENT. NOT WASTEFUL

We focus on how to improve your environment and minimize the impact on the planet.


## UPTIME. NOT DOWNTIME

We work to your schedule. We are here to make sure you 'run' when you need to run.

## LEADER. NOT FOLLOWER


We will always bring you something new; to help us both stay ahead of the game. It's about looking ahead and staying ahead, in order to help our customers do the same.

# NEW 8 SERIES



**10** NEW MODELS  
FLOWS FROM 2-5 m<sup>3</sup>/min


**150<sub>KG</sub>** LIGHTER THAN  
 COMPARABLE  
 MODELS

**1** completely  
 new   
screw element

 Compressor  
 oil service  
 once in  
**2 Years**

 **11** years  
 development  
 of legendary  
 HardHat<sup>®</sup> Canopy

 **under 60**  
 minutes  
 service time

 **12%**  
 more  
**fuel** efficient

**15%**   
 smaller  
 footprint

**100%**  
 guaranteed  
 Buy-back value

 All models below **750KG** with full fuel tank, generator and aftercooler  
ZERO extra driving licenses needed to tow ANY model

Performance		XAS 38 Kd	XAS 48 Kd	XAHS 38 Kd	XAS 58 Kd	XAS 68 Kd
Working pressure	bar (g)	7	7	12	7	7
	psi (g)	100	100	175	100	100
Free air delivery	CFM	70	90	80	120	135
	m <sup>3</sup> /min	2,0	2,5	2,0	3,0	3,5
Output power	kVA	-	-	-	-	-
Noise sound pressure level (Lp)	dB (A)	70	70	70	70	70
Noise sound power level (Lw)	dB (A)	98	98	98	98	98
Max. ambient temperature at sea level	°C	50	50	50	50	50
Min. starting temperature	°C	-10	-10	-10	-10	-10
Min. starting temperature (cold start aid)	°C	-20	-20	-20	-20	-20

Engine						
Engine brand		Kubota	Kubota	Kubota	Kubota	Kubota
Engine model		D 722	D 902	V 1505	V 1505	V 1505
Number of cylinders		3	3	4	4	4
Power output @ normal shaft speed	kW	14,9	18,5	26,5	26,5	26,5
Full load RPM	rpm	3400	3600	3000	3000	3000
Unload RPM	rpm	2000	2000	1850	1850	1850
Engine oil capacity	l	3,6	3,6	5,5	5,5	5,5
Compressor oil capacity	l	5,5	5,5	7,7	7,7	7,7
Fuel tank capacity	l	27	27	60	60	60

Dimensions : box unit						
Length	mm	1570	1570	1940	1940	1940
Width	mm	1060	1060	1180	1180	1180
Height	mm	990	990	1150	1150	1150
Weight box	kg	440	440	650	650	650

Transport dimensions : undercarriage						
Length	mm	1960	1960	2290	2290	2290
Width	mm	1230	1230	1350	1350	1350
Height	mm	1250	1250	1400	1400	1400
Weight portable	kg	500	500	< 750	< 750	< 750

## OPTIONS

- Adjustable towbar with brakes
- Adjustable towbar without brakes
- Fixed towbar with brakes
- Fixed towbar without brakes
- DoT approved undercarriage
- Support mounted
- Support leg
- Jockey wheel
- Road signalization + wheel chocks
- Towing eye (DIN, NATO, AC, BNA, ITA ,GB , Ball coupling)
- Loose ball coupling
- Special colours
- Cold start
- Toolbox
- Aftercooler + water separator
- Aftercooler + water separator + reheater
- Aftercooler by-pass
- Additional fuel filter
- Safety cartridge
- Lubricator
- Non-return valve
- Tilt protection
- Air filter vacuum system
- Hose reel
- 4th O/L valve (simple attachment)
- DPF



Performance		XATS 68 Kd	XAS 78 Kd	XAS 88 Kd	XAS 48 KdG	XAS 68 KdG
Working pressure	bar (g)	10	7	7	7	7
	psi (g)	150	100	100	100	100
Free air delivery	CFM	135	160	175	90	135
	m <sup>3</sup> /min	3,5	4,5	5,0	2,5	3,5
Output power	kVA	-	-	-	6,5 or 12	6,5 or 12
Noise sound pressure level (Lp)	dB (A)	70	70	70	70	70
Noise sound power level (Lw)	dB (A)	98	98	98	98	98
Max. ambient temperature at sea level	°C	50	50	50	50	50
Min. starting temperature	°C	-10	-10	-10	-10	-10
Min. starting temperature (cold start aid)	°C	-20	-20	-20	-20	-20

Engine						
Engine brand		Kubota	Kubota	Kubota	Kubota	Kubota
Engine model		V 1505 T	V 1505 T	V 1505 T	V 1505	V 1505 T
Number of cylinders		4	4	4	4	4
Power output @ normal shaft speed	kW	33	33	33	26,5	33
Full load RPM	rpm	3000	3000	3000	3000	3000
Unload RPM	rpm	1850	1850	1850	1850	1850
Engine oil capacity	l	5,5	5,5	5,5	5,5	5,5
Compressor oil capacity	l	7,7	7,7	7,7	7,7	7,7
Fuel tank capacity	l	60	60	60	60	60

Dimensions : box unit						
Length	mm	1940	1940	1940	1940	1940
Width	mm	1180	1180	1180	1180	1180
Height	mm	1150	1150	1150	1150	1150
Weight box	kg	650	650	650	650	650

Transport dimensions : undercarriage						
Length	mm	2290	2290	2290	2290	2290
Width	mm	1350	1350	1350	1350	1350
Height	mm	1400	1400	1400	1400	1400
Weight portable	kg	< 750	< 750	< 750	< 750	< 750

## ISO STANDARDS

Atlas Copco's fully implemented Quality Management and Environmental Management systems in the design and manufacturing of these units fulfill the requirements of ISO 9001 and ISO 14001 & OHSAS 18001. The range has also been given the certificate tested according to ISO 1217:2009-annex D.



Never use compressed air as breathing air without prior purification in accordance with local legislation and standards.

# 8 STEP SIMPLE SERVICE

1

Draining  
all liquids



Centralized  
draining point

2

Drain and replace  
compressor oil



Accessible drain point  
below vessel

3

Drain and replace  
engine oil



Easy inlet pour

4

Replace engine  
air filter



Easy clip in  
changeable filter

5

Replace compressor  
air filter



Easy clip in  
changeable filter

6

Replace engine  
oil filter



Easily  
accessible spin on  
engine oil filter

7

Replace compressor  
oil filter



Easily  
accessible spin on  
compressor oil filter

8

Replace compressor  
separator element



Easily  
accessible spin on  
separator element

**ALL THIS CAN BE  
DONE IN MINUTES –  
NOT HOURS, WITH NO  
SPECIAL TOOLS NEEDED**



**FULLY  
GUARANTEED  
SERVICE COSTS**

**2 OR 3 YEAR PLAN**

**1€**

less  
than per day

# 8 STANDARD FEATURES



# PORTABLE ENERGY SOLUTIONS PORTFOLIO

## AIR COMPRESSORS

### READY TO GO

- 1-5 m<sup>3</sup>/min
- 7-12 bar



### VERSATILITY

- 7-22 m<sup>3</sup>/min
- 7-20 bar



### PRODUCTIVITY PARTNER

- 19-64 m<sup>3</sup>/min
- 10-35 bar



Diesel and electric options available.

## GENERATORS

### PORTABLE

- 1,6-13,9 kVA



### MOBILE

- 9-1250\* kVA



### INDUSTRIAL

- 10-1250\* kVA



\*Multiple configurations available to produce power for any size application.

## DEWATERING PUMPS

### ELECTRIC SUBMERSIBLE

- 275-16.500 l/min



### DIESEL DRIVEN CANOPY

- 833-9833 l/min



### DIESEL DRIVEN OPEN FRAME

- 3300-7500 l/min



## LIGHT TOWERS

### LED



### METAL HALIDE



### SOLAR



## COMMITTED TO SUSTAINABLE PRODUCTIVITY

Atlas Copco's Portable Energy division has a forward-thinking philosophy. For us, creating customer value is all about anticipating and exceeding your future needs – while never compromising our environmental principles. Looking ahead and staying ahead is the only way we can ensure we are your long term partner.

[www.atlascopco.com](http://www.atlascopco.com)

Atlas Copco